



CAN Edition

---

# The Equipment Report

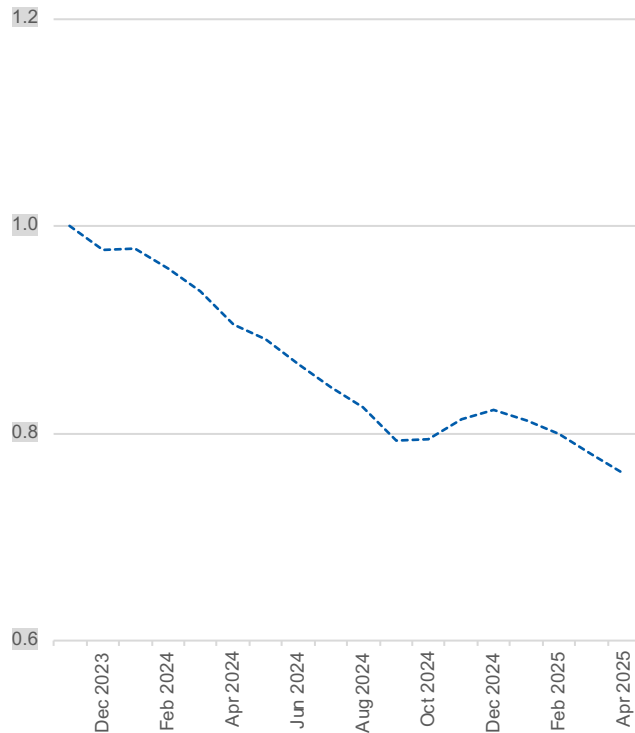
May 2025



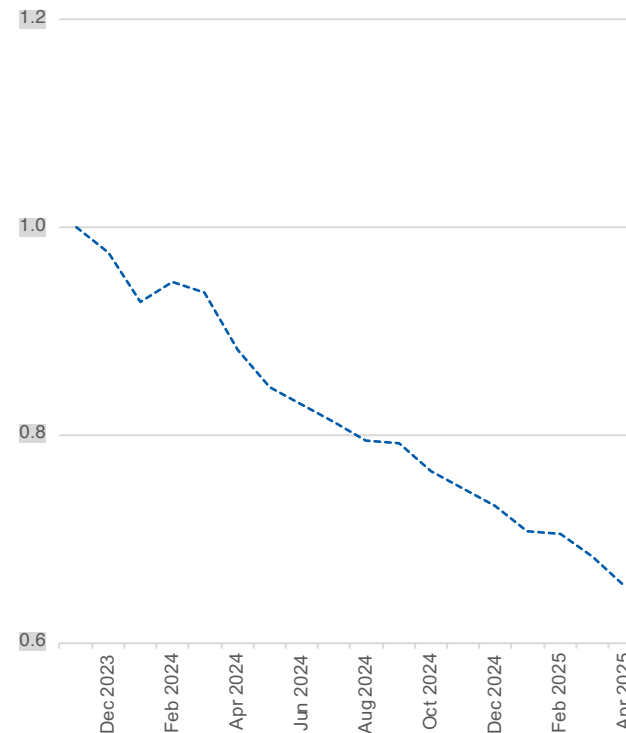
# Summary

## Auction (FLV)

### General Construction Equipment



### Heavy Earthmoving Equipment



### Market Update

General construction and heavy earthmoving equipment values continued to weaken through April. While auction sales showed some sign of improvement for the used equipment market, April was a low volume month.

Please see the Appendix page for value definitions, index methodology, and index constituents.

Any reproduction, distribution, modification, retransmission, or publication of any content is strictly prohibited without the express written consent of Rouse Services LLC.

# Table of Contents

**General Construction Equipment**

**4**

**Heavy Earthmoving Equipment**

**5**

**Other Equipment**

**6**

**Auction Results**

**7**

**Appendix**

**8**

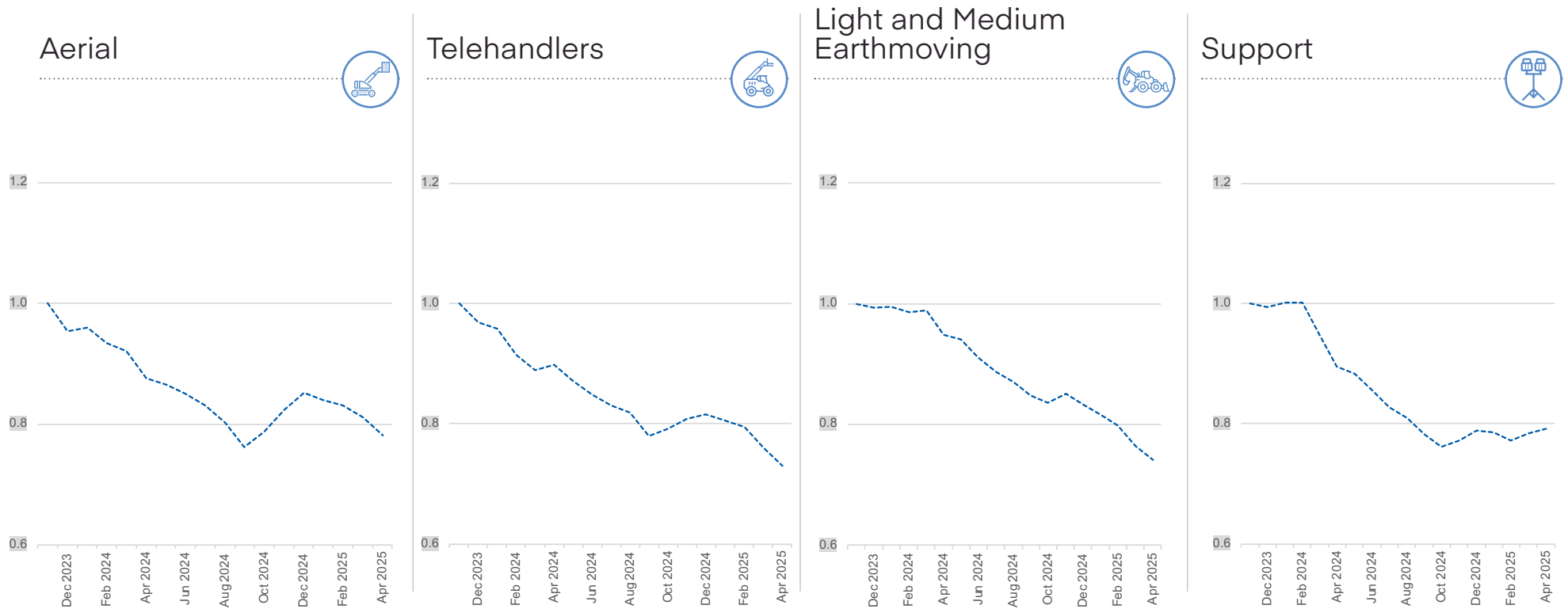
**Closing**

**9**



# General Construction Equipment

Auction (FLV)



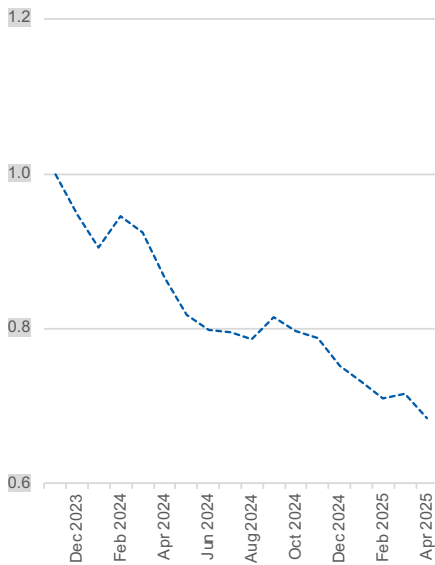
Please see the Appendix page for value definitions, index methodology, and index constituents.

Any reproduction, distribution, modification, retransmission, or publication of any content is strictly prohibited without the express written consent of Rouse Services LLC.

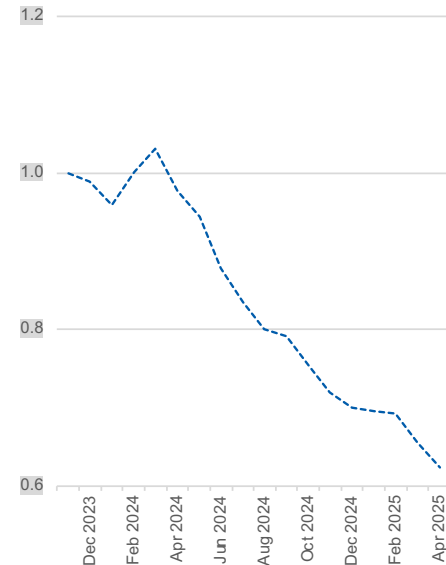
# Heavy Earthmoving Equipment

Auction (FLV)

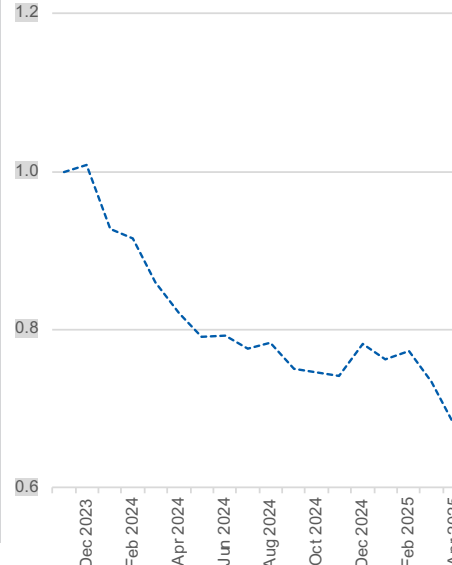
## Excavators



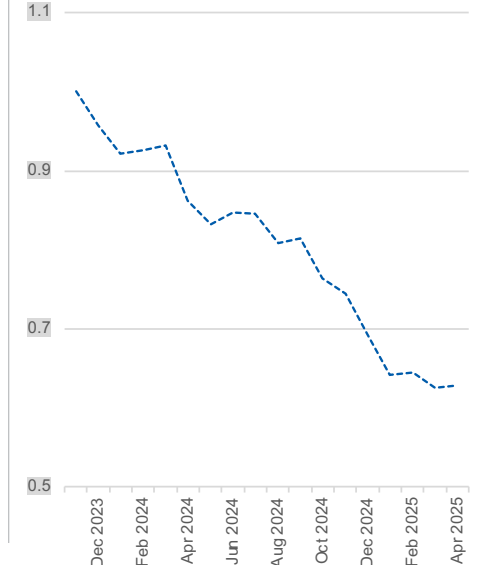
## Dozers



## Wheel Loaders



## Articulated Trucks



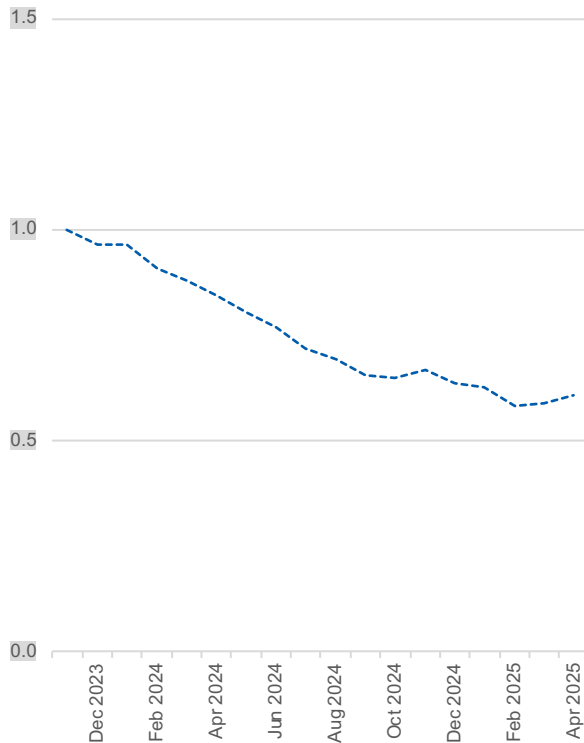
Please see the Appendix page for value definitions, index methodology, and index constituents.

Any reproduction, distribution, modification, retransmission, or publication of any content is strictly prohibited without the express written consent of Rouse Services LLC.

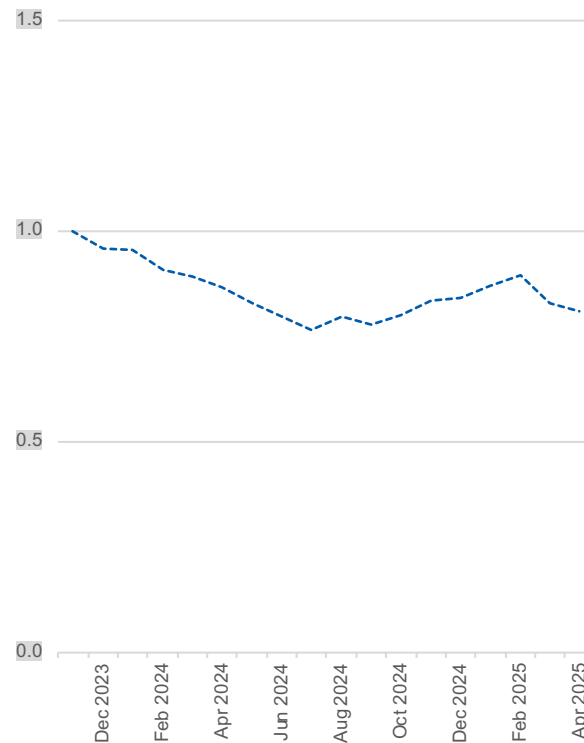
# Other Equipment

Auction (FLV)

## Forklift Trucks



## Truck Tractors



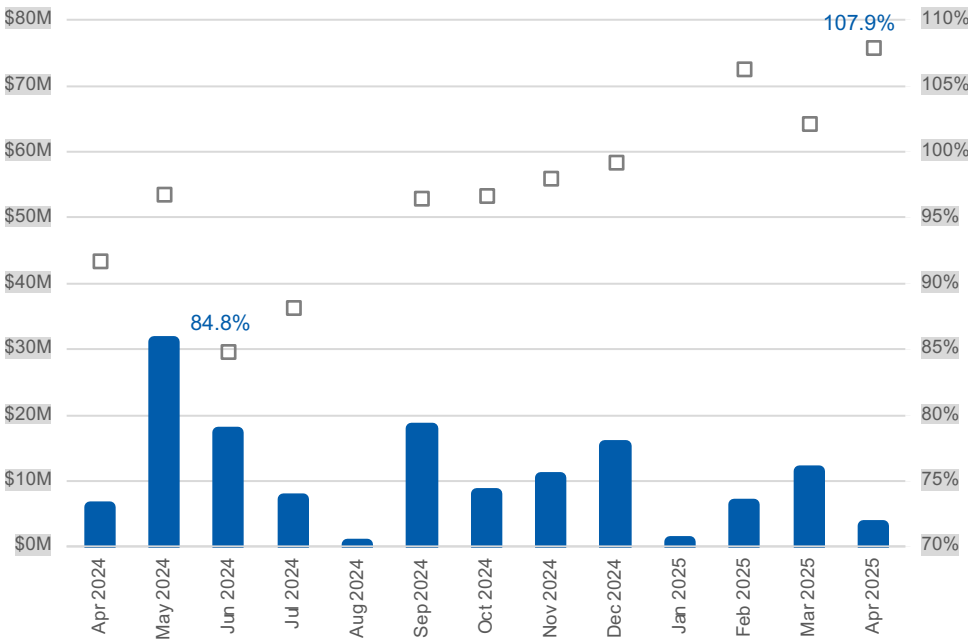
Please see the Appendix page for value definitions, index methodology, and index constituents.

Any reproduction, distribution, modification, retransmission, or publication of any content is strictly prohibited without the express written consent of Rouse Services LLC.

# Auction Results

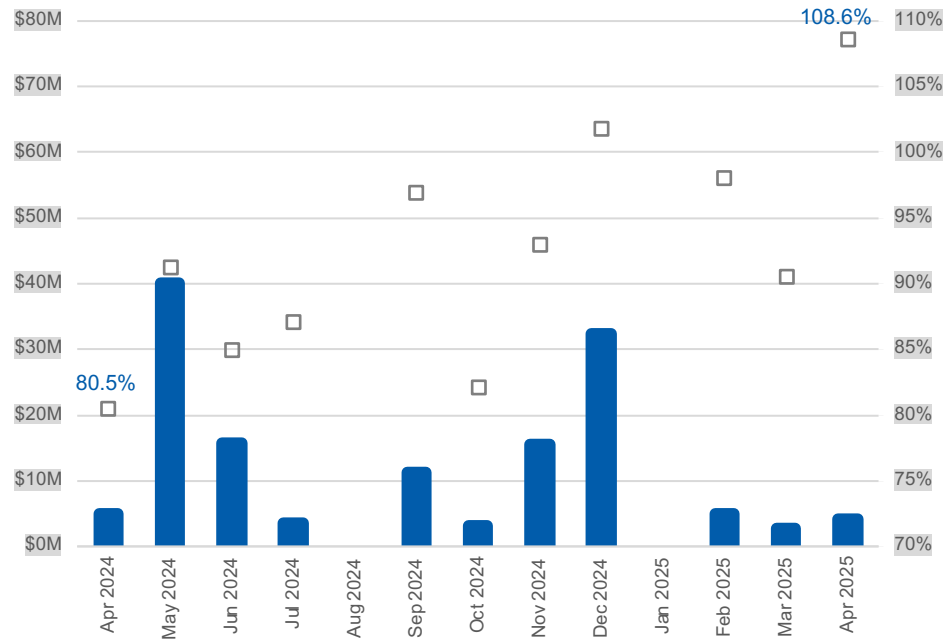
Auction Proceeds    FLV Recovery

## General Construction Equipment Results



Auction achievements were above the prior month's market benchmark for general construction equipment on low volume. Volume is down year over year and month over month.

## Heavy Earthmoving Equipment Results



Volume at auction for heavy earthmoving equipment is down slightly year over year but up month over month. Auction achievements were above the prior month's market benchmark on low volume.

Please see the Appendix page for value definitions, index methodology, and index constituents.

# Appendix

## Glossary

**Fair Market Value ("FMV"):** A professional opinion of the estimated most probable price expressed in terms of currency to be realized for property in an exchange between a willing buyer and a willing seller, with equity to both, neither being under any compulsion to buy or sell, and both parties fully aware of all relevant facts as of the effective date of the report. Additionally, this value is not discounted for assembling, cleaning, security, advertising, brokerage, or other disposal costs, if any.

**Forced Liquidation Value ("FLV" or "AUCTION"):** The estimated gross amount expressed in terms of money that the Equipment will typically realize at a properly conducted public auction when the seller is compelled to sell as of a specific date within a 60 to 90 day period. This amount does not account for Equipment make ready costs or transportation of the Equipment to the auction site. All Equipment to be sold piecemeal, "as is where is" with the purchaser being responsible for removal of the assets at purchaser's own risk and expense.

**Value Index:** Each monthly data point in any given value index represents the average recovery, as a percentage of cost, for six different model years of equipment ranging from three to eight years old, with each year weighted equally and indexed to 100% in the first period presented.

**Chart Constituents:** Each chart represents a composite value index that is equally weighted amongst its respective constituents.

**FLV Recovery:** The FLV recovery represents the aggregate performance of individual auction sales in any given month measured against the prevailing Rouse FLVs at the time of the sale. For example, an auction sale that took place in the month of July would be compared to the Rouse FLV for the same make-model-year equipment that was effective as of June 30th.

**FMV Recovery:** The FMV recovery represents the aggregate performance of individual retail sales in any given month measured against the prevailing Rouse FMVs at the time of the sale. For example, a retail sale that took place in the month of July would be compared to the Rouse FMV for the same make-model-year equipment that was effective as of June 30th.

## Equipment Index

| Chart                          | Constituents  |
|--------------------------------|---|
| General Construction Equipment | Aerial   Telehandlers   Light/Medium Earthmoving   Support  |
| Aerial                         | Telescopic Booms   Articulating Booms   Scissor Lifts   |
| Telehandlers                   | Telehandlers  |
| Light/Medium Earthmoving       | Backhoe Loaders   Compact Track Loaders   0-179 HP Dozers<br>0-74,999 Lb Excavators   Skid Steer Loaders   0-189 HP Wheel Loaders |
| Support                        | Air Compressors   Generators   HVAC   Lighting Equipment  |
| Heavy Earthmoving Equipment    | 75,000+ Lb Excavators   180+ HP Crawler Dozers  <br>190+ HP Wheel Loaders   Articulated Trucks   Motor Graders                    |
| Excavators                     | 75,000+ Lb Excavators   |
| Dozers                         | 180+ HP Crawler Dozers  |
| Wheel Loaders                  | 190+ HP Wheel Loaders   |
| Articulated Trucks             | Articulated Trucks  |
| Forklift Trucks                | Forklift Trucks   |
| Truck Tractors                 | Truck Tractors  |



# Closing

## About Rouse

---

Rouse is the construction equipment industry's leading information services company. We deliver the most accurate and reliable information in the rental and construction industries. Our powerful suite of services includes valuations, used equipment sales support and rental metrics benchmarking. Rouse Services provides the knowledge you need to make more informed business decisions.

## Rouse Appraisals

---

Rouse Appraisals provides rental companies, construction equipment dealers, and their investors and lenders with the most accurate appraisals and equipment valuation information available. Rouse's team of ASA approved appraisers value approximately US\$84 billion of equipment and analyze nearly US\$52 billion of retail, auction, and trade-in sales of used equipment. With deep expertise of commercial assets, trucks and equipment, Rouse Appraisals can provide a complete range of valuation solutions for every need in a timely manner.

**Contact our Appraisals Team**  
[appraisals@rouseservices.com](mailto:appraisals@rouseservices.com)

## Rouse Fleet Manager

---

Rouse Fleet Manager is an intuitive, self-serve platform for fleet owners to record, understand, and manage their equipment assets. Core functionality of the web-based platform and accompanying native mobile app is free and includes an easy-to-use spreadsheet upload that automatically cleans and classifies assets using proper OEM-issued makes and models. As part of the free platform, users can capture and store photos, save maintenance records, log notes, and more. Users who additionally subscribe to Rouse Equipment Insights gain access to industry leading machine-specific equipment values covering more than 100K unique make-models. Rouse Fleet Manager makes it easy to sell inventory through a variety of transaction solutions including exclusive, branded Webshops and Ritchie Bros. channels: Mascus, Marketplace-E, IronPlanet, and live auctions.

**Contact our Fleet Manager Team**  
[info@rouseservices.com](mailto:info@rouseservices.com)

## Rouse Rental Insights

---

Rouse Rental Insights collects nightly information on over US\$49 billion in rental invoices per year and over US\$115 billion of fleet from more than 400 participating rental companies and dealers across the globe. The platform provides rental fleets with industry benchmarks in their local market such as: rental rates, utilization, and other key performance metrics to help make smart business decisions. Metrics used are calculated according to the American Rental Association's Rental Market Metrics™ standards.

**Contact our Rental Insights Team**  
[analytics@rouseservices.com](mailto:analytics@rouseservices.com)